


# FILLET FOR CHEFS

Guide to  
ORGANIZATION  
ACCOUNTS



# Teamwork is easy with ORGANIZATION

- ✓ Sync Fillet data to everyone in your Organization.
- ✓ Administrator authority to manage your team.
- ✓ Connect Team Members in all locations, everywhere.

# Sync with your team



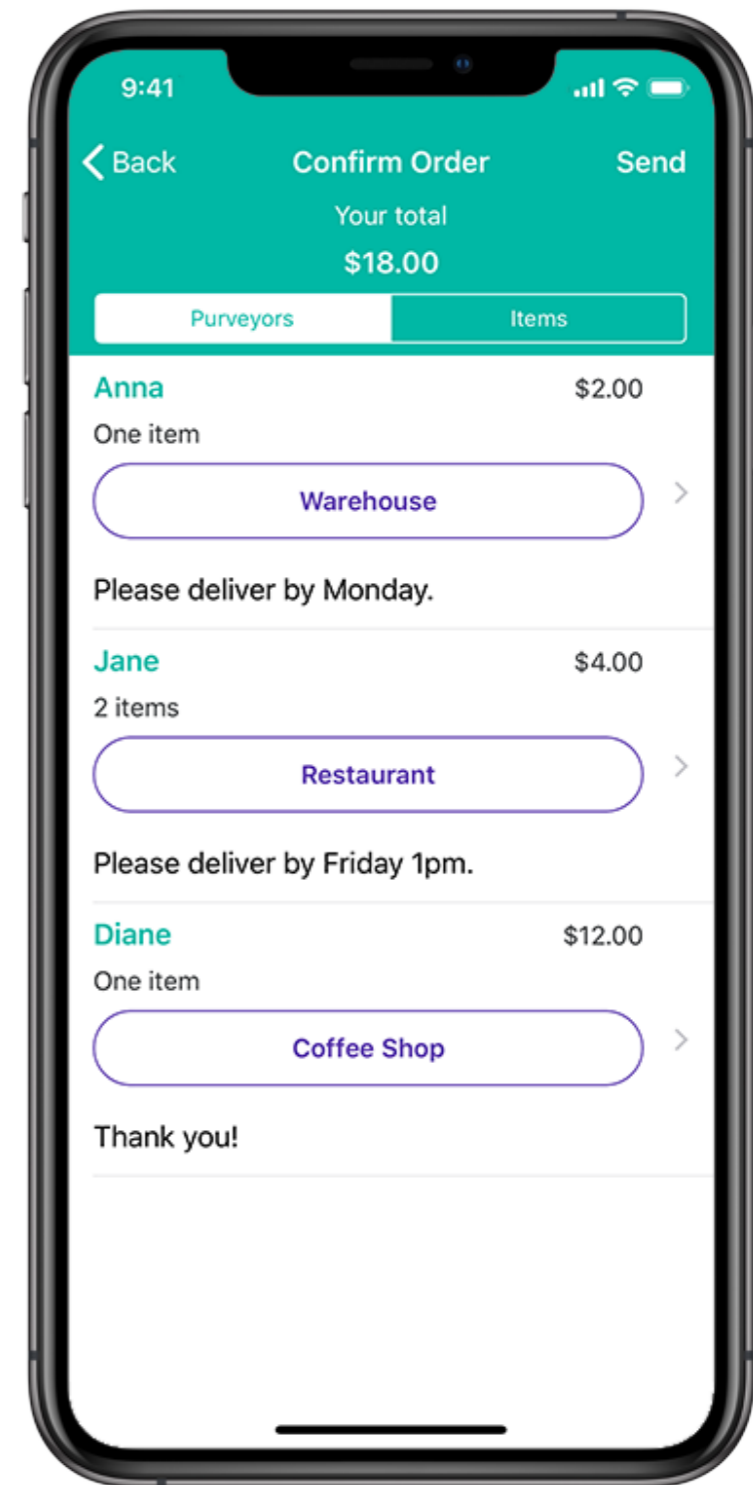
Multiple Team Members can use Fillet at the same time.



Keep Organization data current throughout multiple locations.



Real-time updates sync to everyone in the Organization.

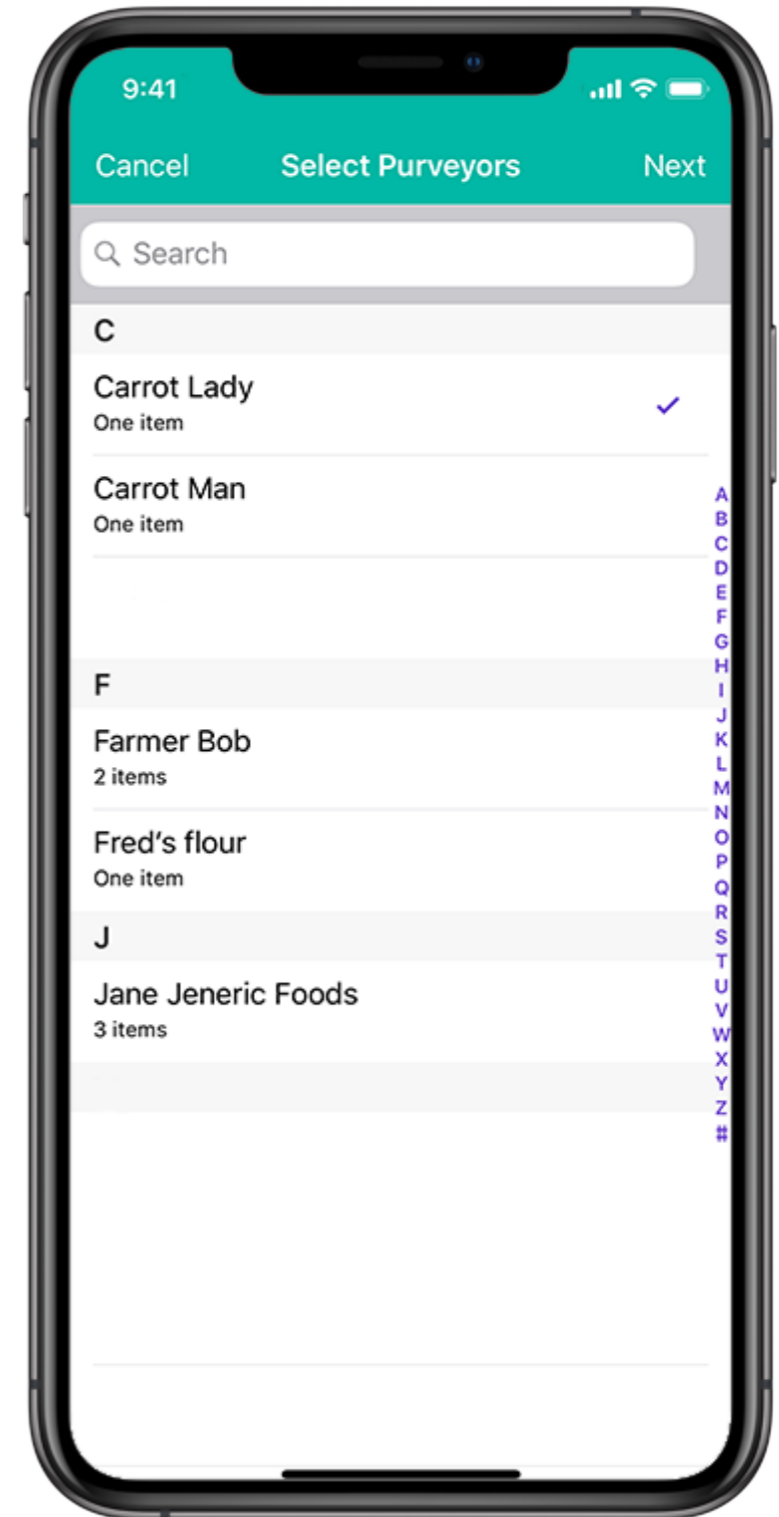


# Collaborate & coordinate

Multiple team members can...

- ✓ Place orders from different suppliers for different locations,
- ✓ Access ingredients, recipes, menus,
- ✓ Do cost calculations,
- ✓ Update Inventory in different locations

*...and more, all at the same time!*



# Administrator authority


Administrator sign-in credentials are  
protected & private.

Each Team Member signs in using  
their own username and password.

---

Control access using [ADMIN DASHBOARD](#).

Instantly **add** or **remove** Team Members  
from the Organization with *one click*.




# Connect Team Members **everywhere**

## Multi-platform compatibility

Use Fillet on mobile or desktop: Android, iOS & web

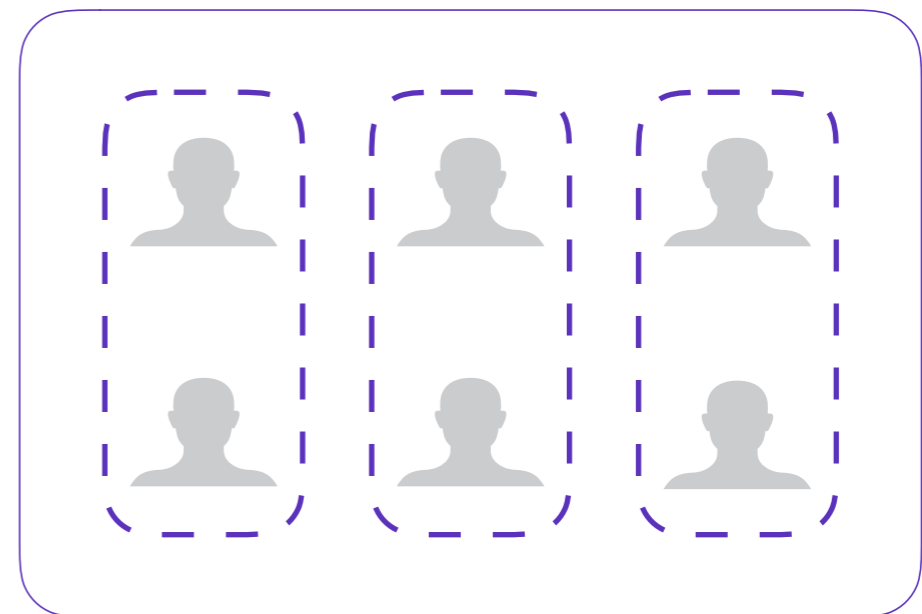
### Basic Organization account

One Organization,  
One Administrator.



### Advanced “Multi-Org” account

Multiple Organizations,  
One Administrator.



# ORGANIZATIONS

## Quick, simple setup

### Administrator :

---

1. Instruct Team Members to create their own Fillet IDs  
(using an email address).
2. Go to ADMIN DASHBOARD in Fillet web app.
3. Invite Team Members.  
⇒ This grants Team Members access to the Organization.

### Team Members :

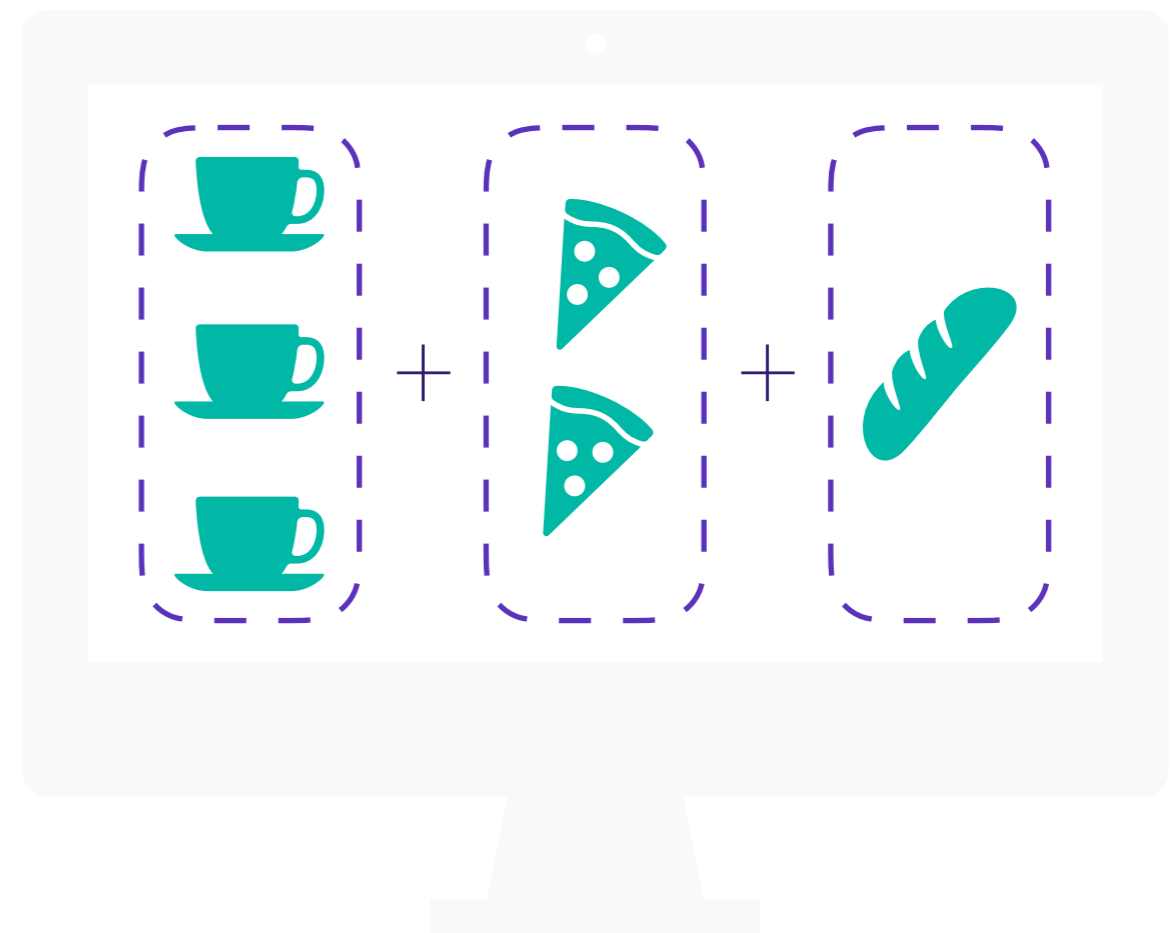
---

1. Create unique Fillet ID  
(using an email address).
2. Sign-in to Organization.

# ADVANCED MULTIPLE ORGANIZATIONS

Manage multiple independent organizations  
as the Administrator.

e.g. ORG #1 = 3 cafes  
ORG #2 = 2 restaurants  
ORG #3 = 1 bakery

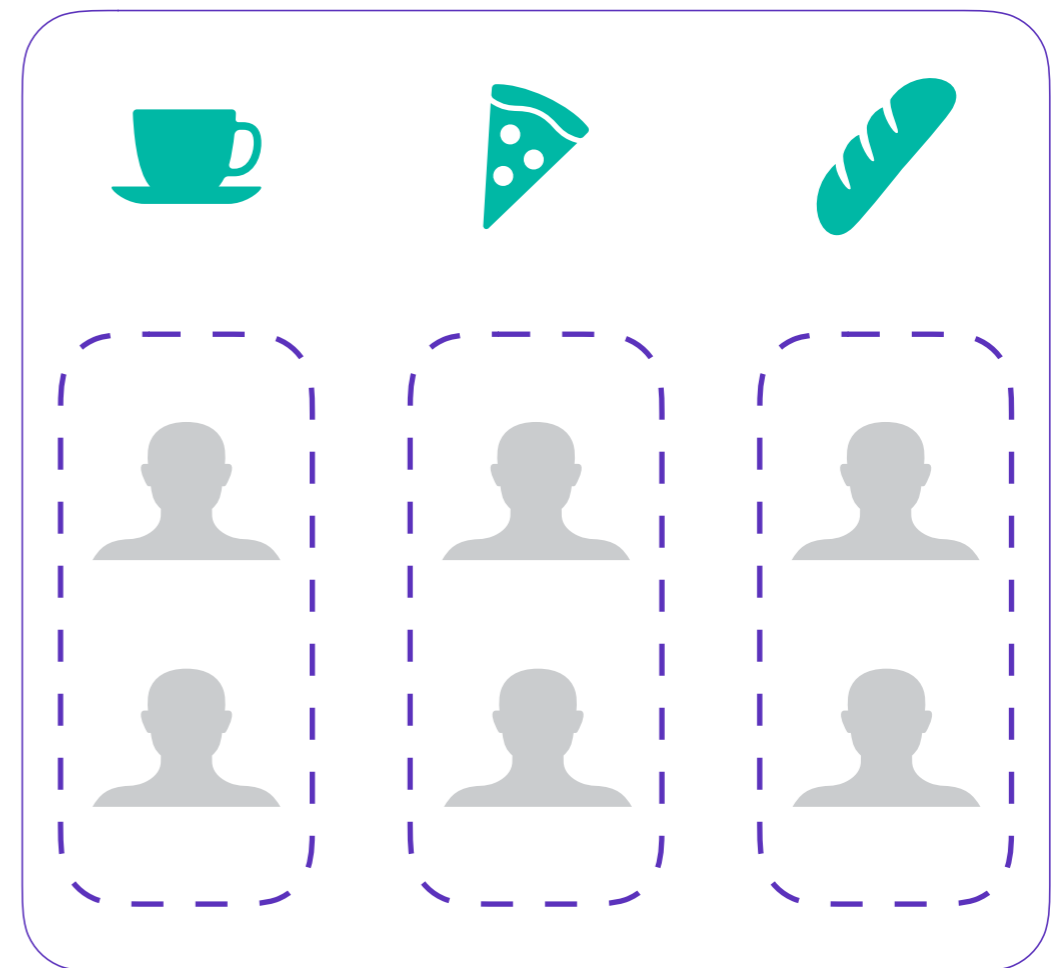




# ADVANCED MULTIPLE ORGANIZATIONS

Enhanced control over Team Members access

- Team Members can belong to one or more Organizations.
- Team Members can *only* access Fillet data for Organizations they belong to.
- Add or remove** Team Members from one or more Organizations using [ADMIN DASHBOARD](#).




# ADVANCED MULTIPLE ORGANIZATIONS

Toggle between different Organizations to access their data

 Multiple Team Members can update data for **different** Organizations at the same time.



 View **current data** for every Organization, throughout all locations.



 Get **real-time updates** from every Organization.




# PRICING

## Basic Organization account

One subscription (\$19.99/month) for the whole Organization.

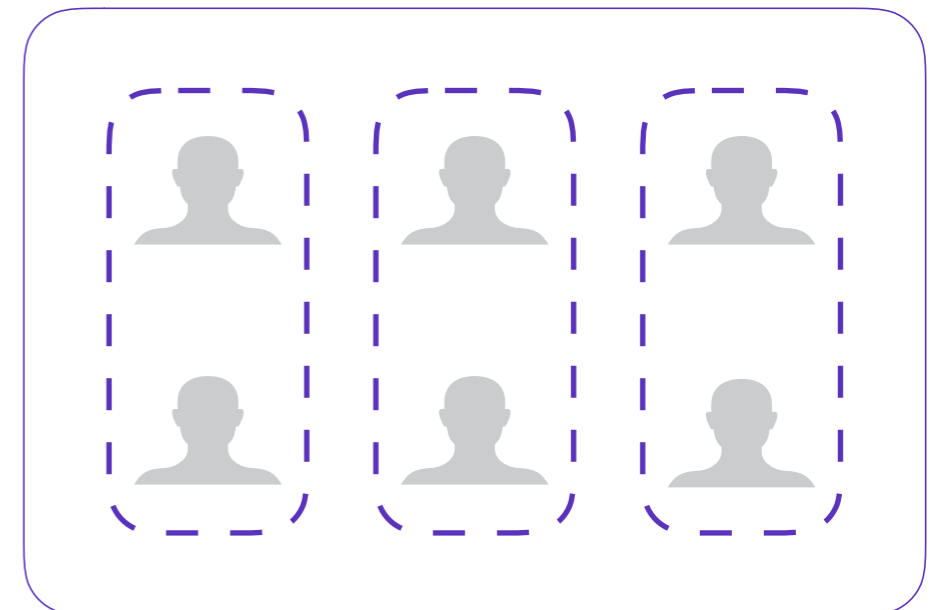
- + Invite **unlimited** Team Members at no extra cost.



## Advanced Multi-Org account

One subscription (\$19.99/month) for each Organization.

- + Invite **unlimited** Team Members at no extra cost.



[CONTACT US](#) for bundle pricing!

# FILLET SUBSCRIPTIONS

## MONTHLY

---

Pay once per month for each month of Fillet access.



BUY NOW

## ANNUAL

---

Pay once per year for 1 full year of Fillet access

**Savings of  
2 months free!**



BUY NOW

# fillet

VISIT [GETFILLET.COM](https://getfillet.com)



# FAQ

## ? Why use Organization account instead of Individual?

For your whole team to all use an Individual account, you would need to share your Fillet username and password with **every** Team Member.

This means that any Team Member could access your payment information, change your password, lock you out, and more.

In Organization accounts, **Administrator privileges are protected** because each Team Member uses their own Fillet ID to access your Organization.

In the **ADMIN DASHBOARD**, you can see every Team Member in your Organization and **control who can access your Organization's data** by adding/removing Team Members.

When a Team Member leaves your business (e.g. employee is fired), remove their access to your Organization ***instantly, with one click.***

# FAQ

## I ALREADY HAVE AN INDIVIDUAL FILLET ACCOUNT...

### ? How do I upgrade to an Organization account?

You can purchase an **Organization** subscription anytime.

If you have Fillet data saved in your Individual account, **CONTACT US** and we will help you transfer your data to your new Organization account — *free of charge!*

### ? Is my Fillet data in my Individual account saved?

Yes! **CONTACT US** for help with your data transfer.

### ? How does the data transfer process work?

It's easy!

1. **CONTACT US** to authorize your data transfer
2. We confirm and begin your data transfer.
3. Data transfer complete!

# FAQ

## I ALREADY HAVE AN INDIVIDUAL FILLET ACCOUNT AND I AM NOW AN ORGANIZATION ADMINISTRATOR...

### ? Why is my Organization data empty?

Your Organization account is a **brand new, separate** account from your Individual Fillet account.

You can **create new Fillet data** or **CONTACT US** for help with your data transfer.

If your **Team Members have saved Fillet data** in their Individual accounts and you would like to transfer that data to your Organization, **CONTACT US** and we will help you with the data transfers – *free of charge!*



# FAQ

## I AM NEW TO FILLET AND I AM NOW AN ORGANIZATION ADMINISTRATOR...

### ? How do I use my Organization?

Select “My Organization” in iOS/web so that your changes are saved to your Organization – *Now you are ready to work!*

### ? How do I invite Team Members to my Organization?

Before inviting a Team Member to your Organization, make sure your Team Member has a Fillet ID.

If they do not, instruct them to **CREATE FILLET ID!**

Then you can invite Team Members using **ADMIN DASHBOARD** inside Fillet web app.

# FAQ

? I am using an Organization account, but I cannot see my changes to my Fillet data?

Did you select “My Organization” in iOS/web *before* making any changes? **CONTACT US** if you need help!

? Can I have an Individual account and an Organization account at same time?

Yes, you can! If you wish, you can save personal Fillet data in your Individual account and keep it separate from your Organization – this data will not shared with your Organization.



To learn more about Fillet,  
please visit our website:  
[WWW.GETFILLET.COM](http://WWW.GETFILLET.COM)